





<p style="text-align: center;">English</p> <p>Texts: Muncha Muncha Muncha</p> <p>Reading: Through English lessons, individual reading and guided reading we will:</p> <ul style="list-style-type: none"> • Become familiar with key stories and be able to retell them. • Discuss new words and use them orally. • Predict what might happen in the story. • Read aloud using expression. <p>Writing: We will look closely at Muncha Muncha Muncha and:</p> <ul style="list-style-type: none"> • Say out loud (drama) • Compose sentences orally • Discuss what they have written to check it makes sense. • Use the first person to write a dairy entry • Write a simple narrative using Muncha Muncha Muncha structure. 	<p style="text-align: center;">Maths</p> <p>In Maths we will look at:</p> <ul style="list-style-type: none"> • Recap number bonds to 10 • Place value within 20 • Addition and subtraction within 20 • Practise identifying 3D and 2D shape properties • Measuring capacity 	<p style="text-align: center;">Science</p> <p>In science we will be looking at plants and animals where we live. We will explore our local environment to find out about the plants and animals that live in our locality. We will learn to name and identify common wild and garden plants, including trees.</p> <p>Vocabulary:</p> <p>Deciduous, evergreen, fish, amphibians, reptiles, birds, mammals, carnivores, herbivores and omnivores.</p> 
<p style="text-align: center;">P.E</p> <p>In P.E we will look at ball racquet skills. We will use different techniques to control the ball through different obstacles. We will vary skills, actions and ideas, linking them in ways that suits the activity. We will talk about what is different between what they did and what someone else did and say how we could improve.</p> <p>We will describe the effects that exercise has on our bodies.</p> 	<p style="text-align: center;">Year 1 Curriculum Plan Spring Term 2</p> <p style="text-align: center;">Books we will read together</p> <p style="text-align: center;">Muncha Muncha Muncha by Candace Fleming</p> 	<p style="text-align: center;">Computing and Design & Technology</p>  <p>In Computing we will:</p> <ul style="list-style-type: none"> • Create an I Book about Alexander Flemming and Florence Nightingale. • Use the green screen to create a news report about Alexander Flemming's new discovery and Florence Nightingale visiting hospitals. <p>In D & T we will:</p> <p>Use different materials to create a 3D sculpture. Make our own pancakes.</p>
<p style="text-align: center;">Creative Arts</p> <p>In art we will look at</p> <ul style="list-style-type: none"> • Use different grades of pencils to draw. • We will evaluate our drawings, suggesting ways to improve. • We will draw our picture again using the suggestions to improve. <p>In music we will focus on pitch. We will listen carefully to music and describe when the pitch was high or low. We will explore pitch using our voices. Finally we will use percussion instruments to explore pitch.</p>	<p style="text-align: center;">Topic</p> <p>In History we will:</p> <ul style="list-style-type: none"> • Explain how we have changed since being born. • Conduct our own research into Alexander Flemming and Florence Nightingale. • Discuss how these two individuals have helped our lives be better today. • Discuss how children living in Alexander Flemming's and Florence Nightingale's lifetime would have had a different hospital experience. <p>In Geography we will:</p> <ul style="list-style-type: none"> • Visit our local area and describe the locality using words and pictures. • Think of questions to ask about our locality. • Use our knowledge of our locality to create a 3D map. • Look at the different jobs people have in our locality. 	<p style="text-align: center;">RE and PSHE</p> <p>In PHSE we will look at how to set our own personal goals, We will look at how we learn new things. We will discuss how to set a goal for ourselves and how to break this goal down into realistic steps. We will look at different problems and discuss different ways to solve these. We will look at how to solve conflict by using our words. Finally we will set our own goal and display these in the classroom.</p> <p>In RE we will be looking at what it means to belong in Christianity. First we will look at what it means to belong in a group and which groups the children belong in. We will then begin to understand that religious people belong to a faith and they can show this by wearing a symbol. We will then look at how new members of the faith are introduce to it e.g. Baptism. We will then read the story of John the Baptist and understand why this story is important to Christians.</p>

