








<p style="text-align: center;">English</p> <p>Texts: The magic porridge pot</p> <p>Reading: Through English lessons, individual reading and guided reading we will:</p> <ul style="list-style-type: none"> Become familiar with key stories and be able to retell them. Discuss new words and use them orally. Predict what might happen in the story. Read aloud using expression. <p>Writing: Through our text we will be learning skills such as:</p> <ul style="list-style-type: none"> Extending sentences using conjunctions Writing non fiction Using first person Creating our own story using Talk 4 Writing 	<p style="text-align: center;">Maths</p> <p>In Maths we will look at:</p> <ul style="list-style-type: none"> Shapes Place value within 20 Addition and subtraction within 20 Place value within 50 	<p style="text-align: center;">Science</p> <p>In Science we will look at polar regions. We will use a globe and atlas to identify where the polar regions are and why their locality makes them cold. We will look at Captain Robert Scott's expedition to Antarctica. We will investigate which material is best for gloves and why. We will look at animals that live in Arctic and Antarctica and how animals are classified by what they eat. We will look at the seasonal changes from winter to spring.</p> 
<p style="text-align: center;">P.E</p> <p>In PE we will learn gymnastic core strength. Children will learn necessary skills to help build up their balance, flexibility and stability. Children will learn that having a strong and stable core will help them to place their body in different positions and while keeping muscles tight.</p> 	<p style="text-align: center;">Year 1 Curriculum Plan Spring term 1</p> <p style="text-align: center;">Enrichment Spring hunt in garden</p> <p style="text-align: center;">Books we will read together The Magic Porridge Pot</p> 	<p style="text-align: center;">Computing and Design & Technology</p> <div style="display: flex; align-items: center;">  <div style="margin-left: 20px;"> <p>In Computing we will be learning computing skills such as typing. We will use Word. We will learn to save and retrieve our work to improve.</p> <p>In D & T children will have free exploration on the create table. Enhancements will be made holistically as children's interests development. Children will plan, design and make</p> <ul style="list-style-type: none"> shoe box habitat for polar regions mezuzah </div> </div>
<p style="text-align: center;">Creative Arts</p> <p>During continuous provision, children will have free exploration of the arts and crafts table. Enhancements will be made in line with children's interests.</p> <p>We will:</p> <ul style="list-style-type: none"> paint spring bulbs learn to use different shading pencils create the landscape painting from the artist Frederic Edwin Church <p>In music we will keep the beat to a range a music and tempos. We will look at music in the style of blues, baroque, latin. Bhangra, folk and funk.</p>	<p style="text-align: center;">Geography Around our School</p> <p>In Geography we will:</p> <ul style="list-style-type: none"> explain what an aerial view is understand maps tell us the location of places use positional language to describe a location learn compass points learn the features of a map make our own map of our classroom 	<p style="text-align: center;">RE and PSHE</p> <div style="display: flex; align-items: center;"> <div style="flex: 1;"> <p>In RE we will look at the different aspects of Judaism. We will look at Shabbat and why it is important. We will look at Jewish lifestyles. We will look at Torah stories such as the creation story and how this compares to the creation story in the Bible.</p> <p>In PHSE we will start look at our Kapow unit of family and friendships. We will look at what makes a family and families look different. We will look at friendships and how to navigate through friendship problems.</p> </div> <div style="flex: 0.2; text-align: center;">  </div> </div> 